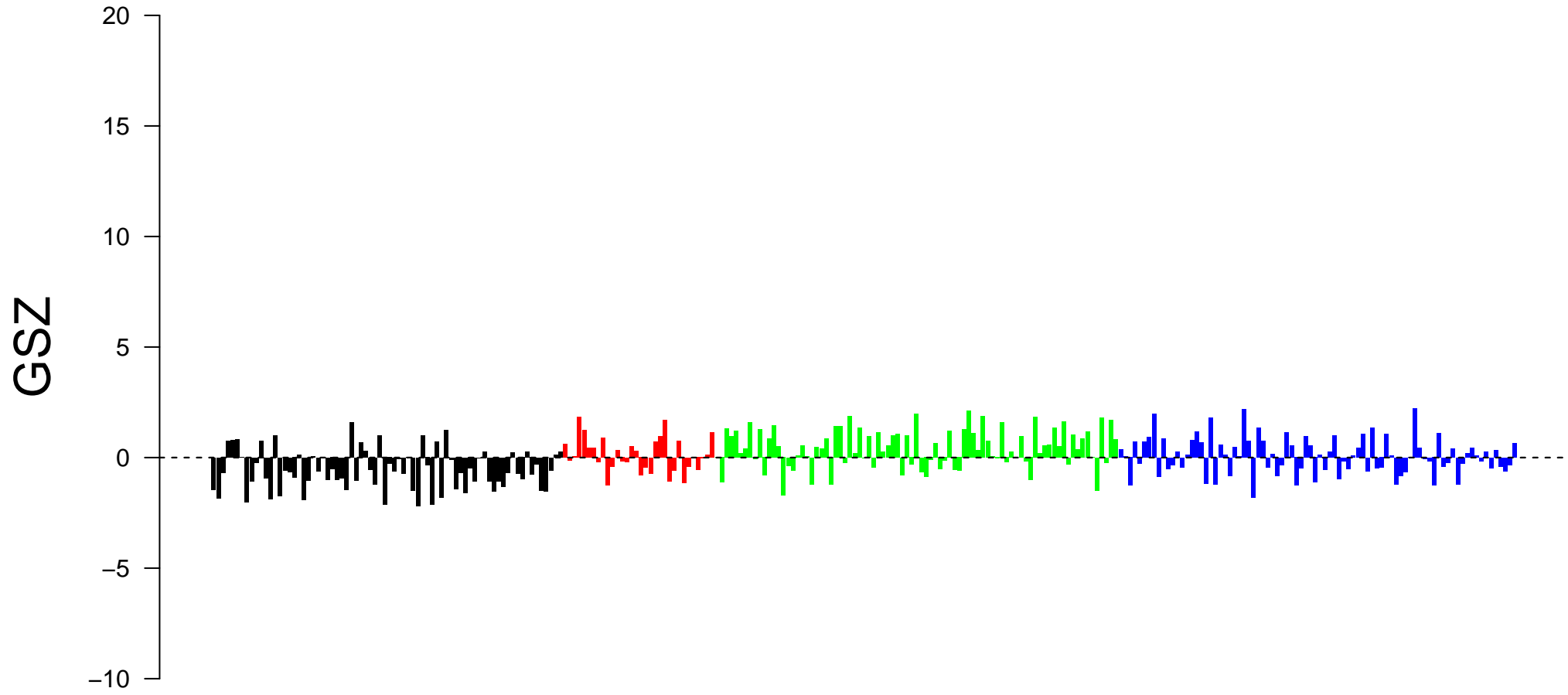
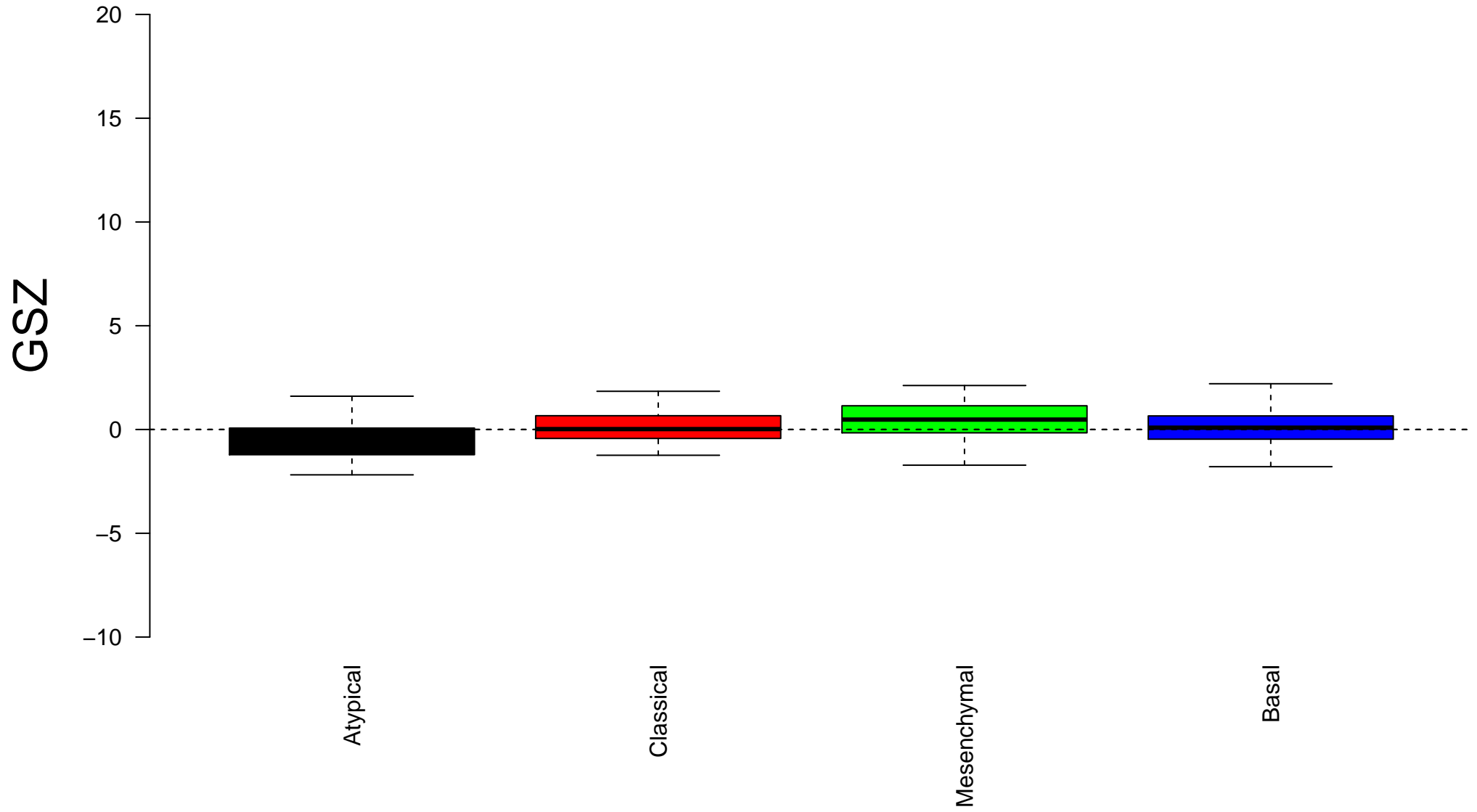


REACTOME_SIGNALING_BY_EGFR



REACTOME_SIGNALING_BY_EGFR



Enrichment in spots: REACTOME_SIGNALING_BY_EGFR



Expression of REACTOME_SIGNALING_BY_EGFR in Spot A


Δe

1.0


0.5

0.0


-0.5




Expression of REACTOME_SIGNALING_BY_EGFR in Spot B




Expression of REACTOME_SIGNALING_BY_EGFR in Spot C



Expression of REACTOME_SIGNALING_BY_EGFR in Spot D



Expression of REACTOME_SIGNALING_BY_EGFR in Spot E



Expression of REACTOME_SIGNALING_BY_EGFR in Spot F


Δe

1.0


0.5

0.0


-0.5




Expression of REACTOME_SIGNALING_BY_EGFR in Spot G



Expression of REACTOME_SIGNALING_BY_EGFR in Spot H



Expression of REACTOME_SIGNALING_BY_EGFR in Spot I



Expression of REACTOME_SIGNALING_BY_EGFR in Spot J


Δe

1.0

0.5

0.0

-0.5



Expression of REACTOME_SIGNALING_BY_EGFR in Spot K


Δe

1.0


0.5

0.0

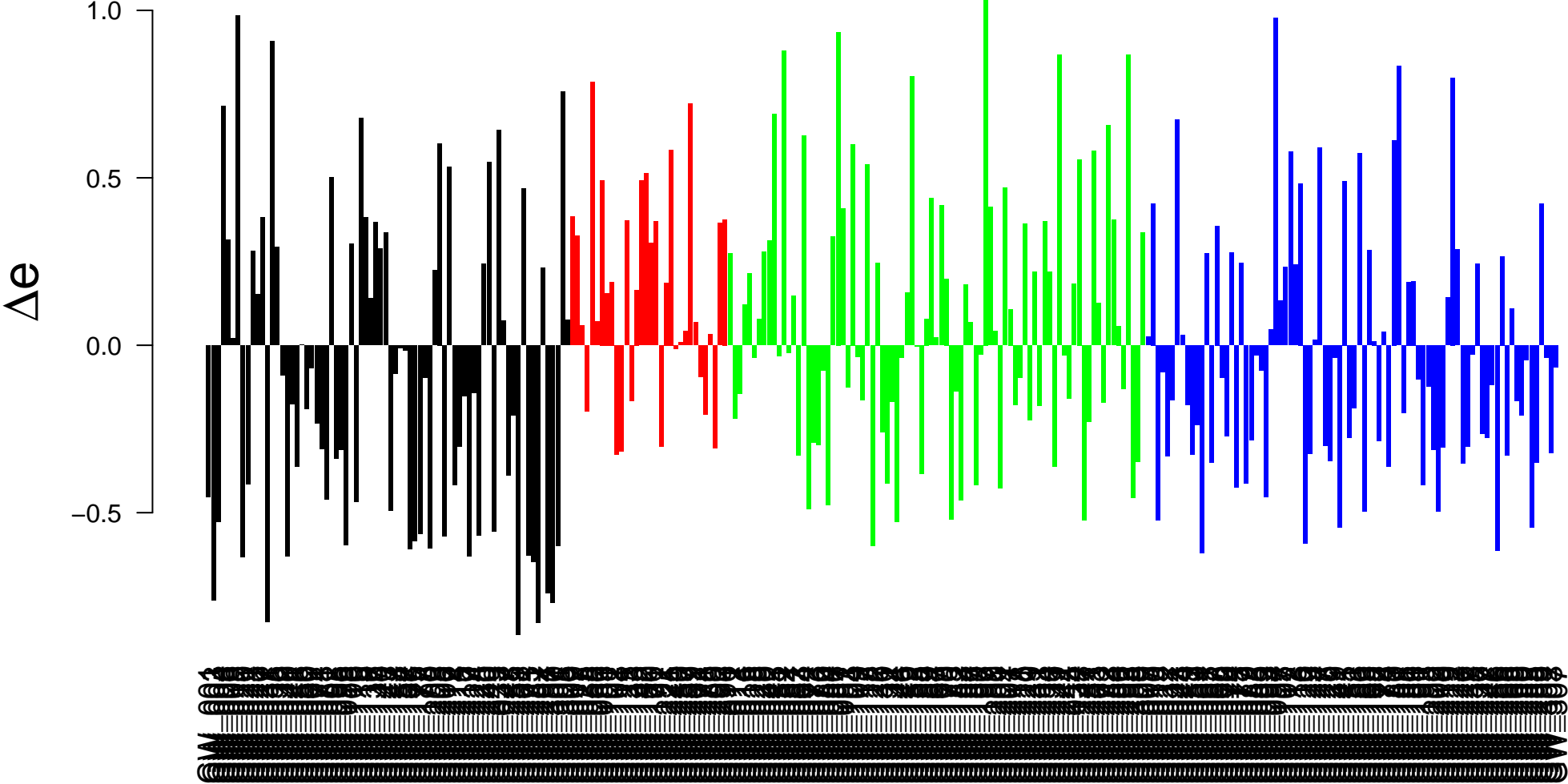
-0.5



Expression of REACTOME_SIGNALING_BY_EGFR in Spot L



Expression of REACTOME_SIGNALING_BY_EGFR in Spot M



Expression of REACTOME_SIGNALING_BY_EGFR in Spot N


Δe

1.0


0.5

0.0


-0.5




Expression of REACTOME_SIGNALING_BY_EGFR in Spot O



Expression of REACTOME_SIGNALING_BY_EGFR in Spot P



Expression of REACTOME_SIGNALING_BY_EGFR in Spot Q



Expression of REACTOME_SIGNALING_BY_EGFR in Spot R

